

## DHC Classic Electric Tankless Water Heater

**Engineer/Architect:** \_\_\_\_\_ **Date:** \_\_\_\_\_

**Job Name/Customer:** \_\_\_\_\_ **Phone:** \_\_\_\_\_

**Location:** \_\_\_\_\_ **Date Required:** \_\_\_\_\_

**Contractor:** \_\_\_\_\_ **Phone:** \_\_\_\_\_

Water Heater Specifications	Item No.	Quantity	kW	Voltage	Amperage
<b>Model # DHC Classic</b> _____	_____	_____	_____	_____	_____

### Applications

- |  |                     |   |
|--|---------------------|---|
| <b>Commercial › Industrial › Institutional</b> | <b>Residential</b>  | <b>Cold water supply input only, max. temp. 86 °F (30 °C)</b> |
| › Office Buildings                             | › Bathroom Sinks    |   |
| › Stores                                       | › Kitchen Sinks     |   |
| › Malls  | › Laundry Areas     |   |
| › Warehouses                                   | › Cabins / Cottages |   |
| › Restaurants                                  | › Low Flow Showers  |   |
| › Gas Stations                                 |                     |   |
| › Schools                                      |                     |   |
| › Hotels / Motels                              |                     |   |
| › Commercial Condominiums                      |                     |   |
| › Manufacturing Facilities                     |                     |   |

### Specifications

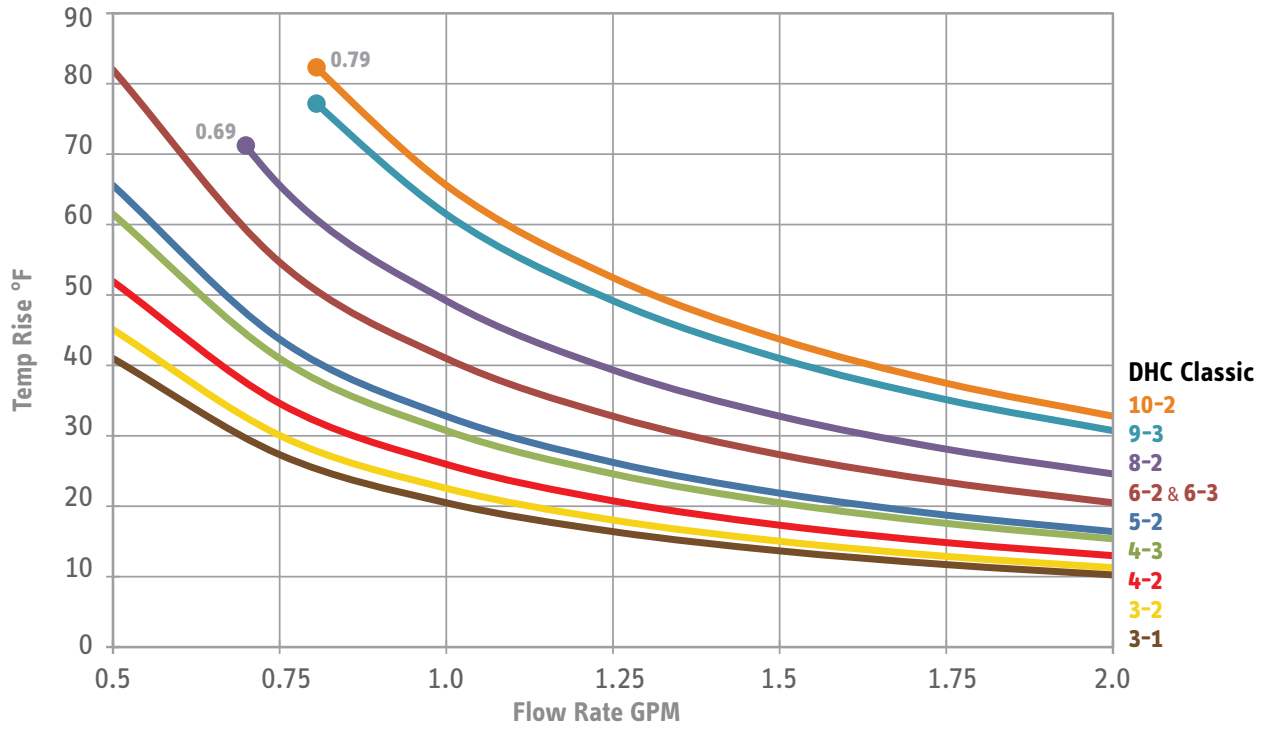
Model	Phase	Voltage	kW	Amps	Circuit Breaker	Minimum Wire Size (copper)	Temperature Rise °F <small>(gpm = kW x 6.83 / Δt)</small>				
							0.50 gpm	0.75 gpm	1.00 gpm	1.50 gpm	2.0 gpm
DHC 3-1 Classic*	single	120 V	3.0	25	25 <sup>1</sup>	10/2 AWG	41	-	-	-	-
DHC 3-2 Classic*	single	240 V	3.3	14	15	14/2 AWG	45	-	-	-	-
	single	208 V	2.5	12	15	14/2 AWG	34	-	-	-	-
DHC 4-2 Classic*	single	240 V	3.8	16	20	12/2 AWG	52	-	-	-	-
	single	208 V	2.9	14	15	14/2 AWG	40	-	-	-	-
DHC 4-3 Classic	single	277 V	4.5	17	20	12/2 AWG	61	41	31	20	15
DHC 5-2 Classic	single	240 V	4.8	20	20	12/2 AWG	65	44	33	22	16
	single	208 V	3.6	18	20	12/2 AWG	49	33	25	16	12
DHC 6-2 Classic	single	240 V	6.0	25	25 <sup>1</sup>	10/2 AWG	82	54	41	28	20
	single	208 V	4.5	22	25 <sup>1</sup>	10/2 AWG	61	41	31	20	15
DHC 6-3 Classic	single	277 V	6.0	21.7	25	10/2 AWG	82	54	41	28	20
DHC 8-2 Classic	single	240 V	7.2	30	30	10/2 AWG	-	66	49	33	25
	single	208 V	5.4	26	30	10/2 AWG	-	49	37	25	18
DHC 9-3 Classic	single	277 V	9.0	32.5	35 <sup>2</sup>	8/2 AWG	-	-	61	41	31
DHC 10-2 Classic	single	240 V	9.6	40	40	8/2 AWG	-	-	65	44	33
	single	208 V	7.2	35	35 <sup>2</sup>	8/2 AWG	-	-	49	33	25

\* DHC 3-1, 3-2, 4-2 models ship with a 0.5 gpm pressure compensating flow reducer/aerator that should be installed.

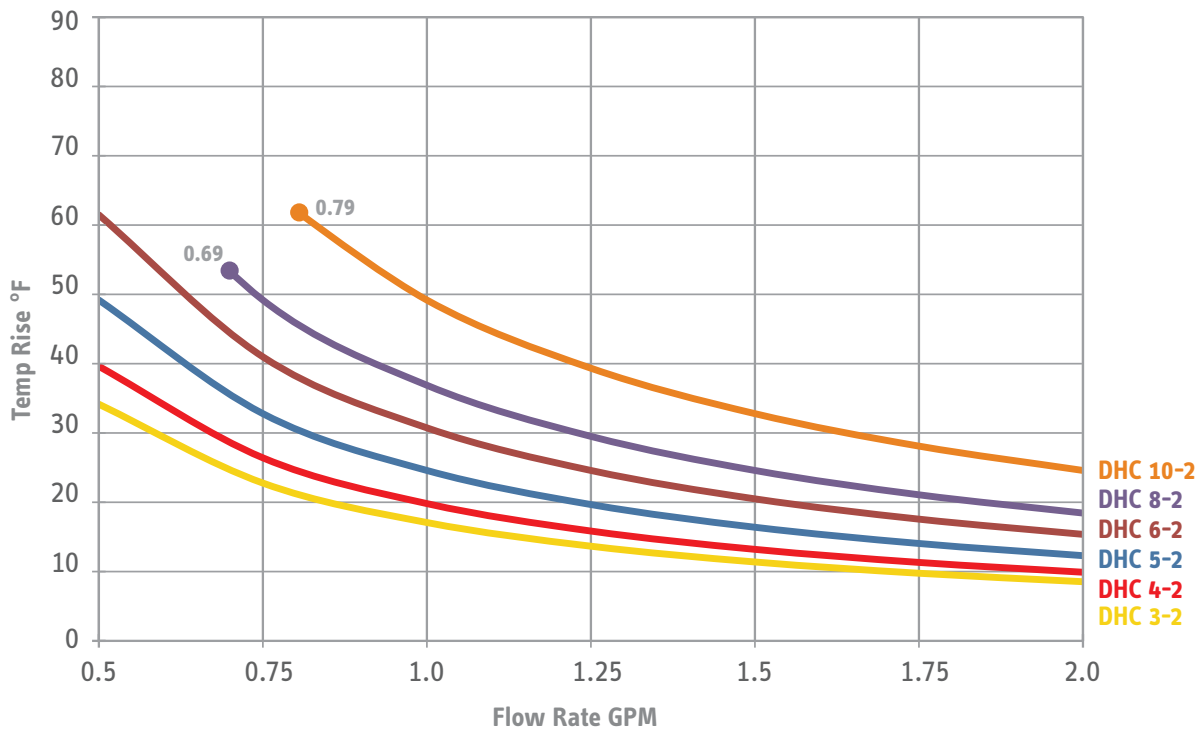
<sup>1</sup> 25 A breaker may be sized up to 30 A.    <sup>2</sup> 35 A breaker may be sized up to 40 A.

# Flow Rate

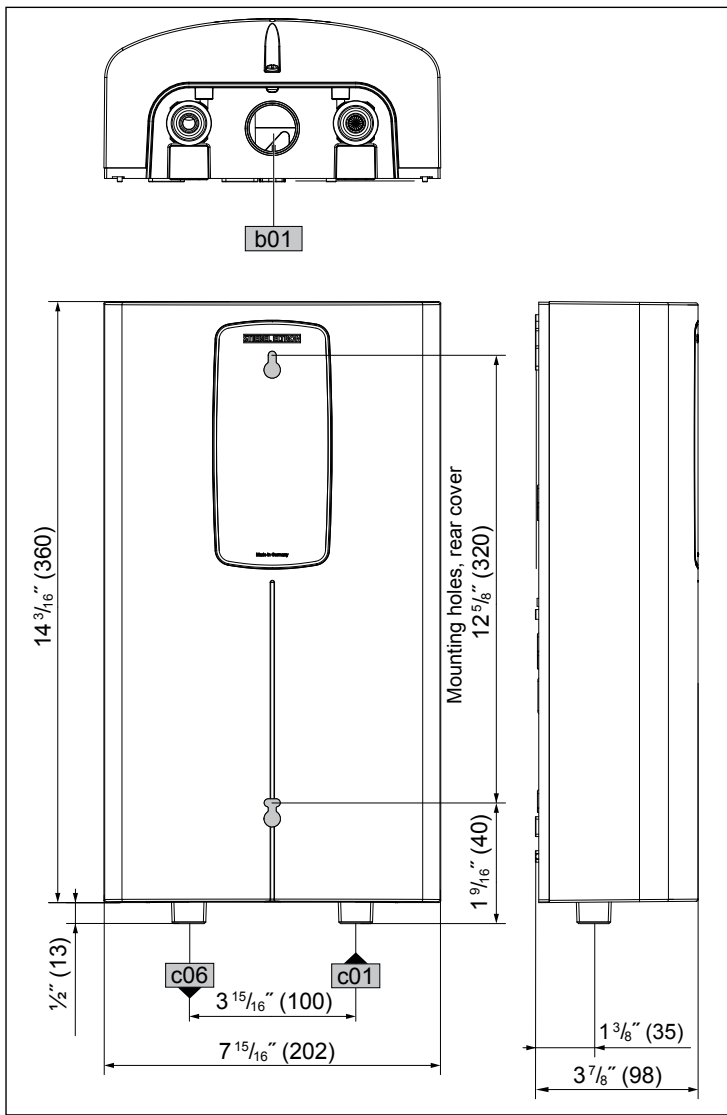
## Temperature Rise vs. Flow Rate at Maximum Rated Voltage



## Temperature Rise vs. Flow Rate at 208 V



# Dimensions



Intertek

Certified to ANSI/UL Std. 499

Conforms to CAN/CSA Std.

E335-1/3E & E60335-2-35

**ISO 9001  
CERTIFIED**



Tested and certified by WQA against NSF/ANSI/CAN 372 for lead free compliance.



Model	DHC 3-1 Classic	DHC 3-2 Classic	DHC 4-2 Classic	DHC 4-3 Classic	DHC 5-2 Classic	DHC 6-2 Classic	DHC 6-3 Classic	DHC 8-2 Classic	DHC 9-3 Classic	DHC 10-2 Classic
Weight, lbs (kg)	5.5 (2.5)	4.6 (2.1)	4.6 (2.1)	4.6 (2.1)	4.6 (2.1)	5.5 (2.5)	5.5 (2.5)	5.5 (2.5)	5.5 (2.5)	5.5 (2.5)
Min. flow to activate, gpm (l/min)	0.32 (1.2)	0.32 (1.2)	0.43 (1.6)	0.43 (1.6)	0.43 (1.6)	0.48 (1.8)	0.48 (1.8)	0.69 (2.6)	0.8 (3.0)	0.8 (3.0)
Operating Pressure	Min. 30 psi, Max. 150 psi									

## Warranty

**Additional terms and conditions apply. Please see complete warranty online for details.**

**Residential & commercial warranty:** Subject to the terms and conditions set forth in this limited warranty, Stiebel Eltron, Inc. (the “Manufacturer”) hereby warrants to the original purchaser (the “Owner”) that each Tankless Electric Domestic Hot Water Heater (the “Heater”) shall not (i) leak due to defects in the Manufacturer’s materials or workmanship for a period of seven (7) years from the date of purchase or (ii) fail due to defects in the Manufacturer’s materials or workmanship for a period of three (3) years from the date of purchase. As Owner’s sole and exclusive remedy for breach of the above warranty, Manufacturer shall, at the Manufacturer’s discretion, send replacement parts for local repair; retrieve the unit for factory repair, or replace the defective Heater with a replacement unit with comparable operating features. Manufacturer’s maximum liability under all circumstances shall be limited to the Owner’s purchase price for the Heater.