

DHC-E Classic Electric Tankless Water Heaters

› Compact point-of-use model for single or multiple point of use

Features

- › Unlimited supply of hot water
- › High limit switch with manual reset
- › Easy installation 1/2" NPT. connections
- › Exclusive design prevents dry firing
- › No T & P relief valve needed (Check local code)
- › 7 year leakage/3 year parts warranty
- › Copper sheathed heating element housed in copper cylinder
- › On-demand, continuous hot water
- › No standby heat loss with tankless design
- › 99% efficiency
- › Flow sensor activated for virtually silent operation
- › Mounts on wall at point-of-use
- › Cold water only line needed to be run to lavatory
- › Compact European design allows mounting in cabinet
- › Compatible with sensor actuated or metered faucets
- › Tankless design prevents Legionella bacteria growth
- › Engineered in Germany to be the best

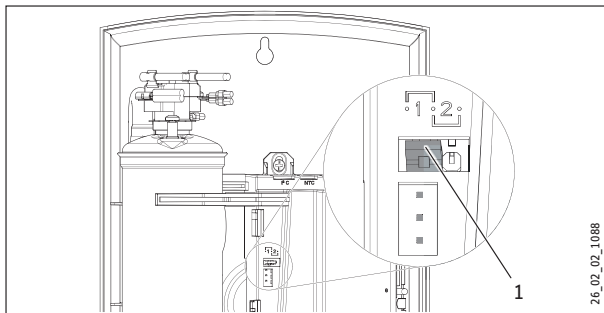


Models

Model	Phase	Voltage	kW	Amps	Circuit Breaker	Minimum Wire Size (copper)	Temperature Rise °F (GPM = kW x 6.83 / Δt)				
							0.50 GPM	0.75 GPM	1.00 GPM	1.50 GPM	2.0 GPM
DHC-E 8/10 Classic	single	240 V	7.2/9.6	30/40	30/40	8/2 AWG	92/92	65/87	49/65	33/44	24/32
	single	208 V	5.4/7.2	26/35	30/35	8/2 AWG	74/92	49/65	37/49	25/33	18/24
DHC-E 12 Classic	single	240 V	12	50	50	6/2 AWG	92	92	82	54	41
	single	208 V	9	44	50	6/2 AWG	92	82	61	41	31

The DHC-E 8/10 is adjustable for 2 stages of power output. Factory-delivered setting is 7.2 kW @ 240 V (5.4 V @ 208 V).

If higher output is needed, set the coding plug (1) to stage 2 for power output of 9.6 kW @ 240 V (7.2 V @ 208 V).



1 coding plug

DHC-E model	DHC-E 8/10 Classic	DHC-E 12 Classic
Part number	203671	203672
Weight	5.9 lbs/ 2.7 kg	
Min. flow to activate	0.264 gpm / 1.0 l/min	
Operating Pressure	Min. 30 psi, Max. 150 psi	
Dimensions	HEIGHT 14 3/16"/360 mm x WIDTH 7 1/8"/200 mm x DEPTH 4 1/8"/110 mm	
Cover	White ABS	



Intertek

Certified to ANSI/UL Std. 499

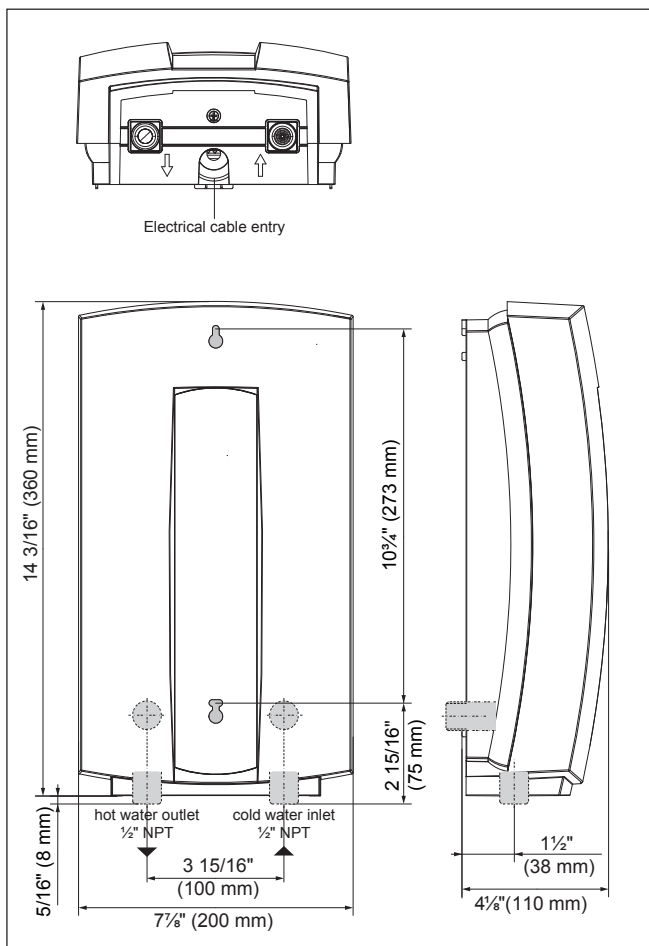
Conforms to CAN/CSA E335-1 & E335-2-35

ISO 9001
CERTIFIED

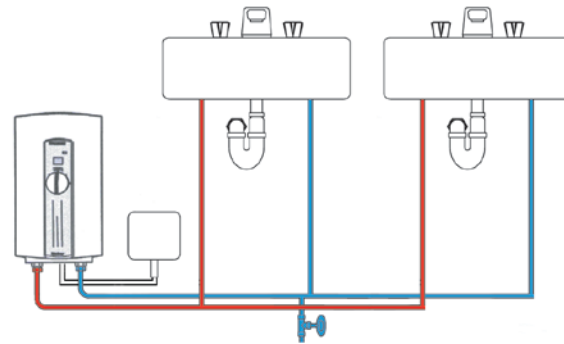


Tested and certified by WQA against NSF/ANSI 372 for lead free compliance.

Dimensions

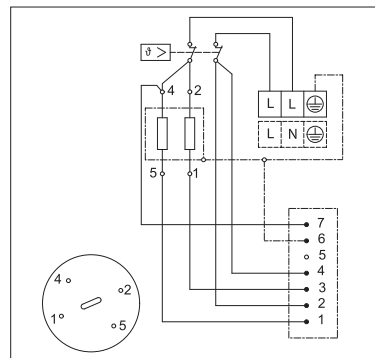


- › DHC-E Classic models are suitable for single or multiple point of use
- › DHC-E Classic models are suitable for booster applications, accepting a maximum incoming water temperature of 131 °F (55 °C).



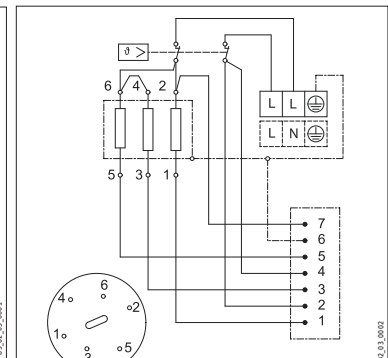
DHC-E 8/10 Classic Wiring Diagram

2/GRD - 208 / 240V
1/N/PE - 220 / 230 / 240V



DHC-E 12 Classic Wiring Diagram

2/GRD - 208 / 240V
1/N/PE - 220 / 230 / 240V



Specifications

The tankless electric water heater shall be equipped with several copper sheathed heating element housed in a copper cylinder. The number of heating elements shall be two in the case of the 7.2/9.6 kW and three in the case of the 12 kW. The copper cylinder that houses heating elements shall be equipped with a dedicated single pole bimetal type high limit that is attached to the top dome of the cylinder. These safety high limit switches shall have a manual reset that interrupts power at 185 °F (85 °C). The heating elements shall be controlled by a number of triacs (power transistors) which are soldered into the circuit board. The triacs shall be cooled by the incoming cold water. The units shall be equipped with a flow sensor with a miniaturized turbine that feeds the water flow rate information into the main circuit board. The output temperature shall be adjustable between 86 °F and 140 °F. The temperature adjustment shall be via a knob that is positioned on the front cover. The water connections shall be designed for standard 1/2" NPT female adapter. The housing of the unit shall be made of high impact polycarbonate plastic. The unit shall conform to ANSI ANSI/UL Std. 499 and be certified to CAN/CSA E335-1 & E335-2-35.

Engineer/Architect _____ Date _____

Job Name/Customer _____ Location _____

Contractor _____ Representative _____

Qty kW Voltage Amps

DHC-E Classic model _____