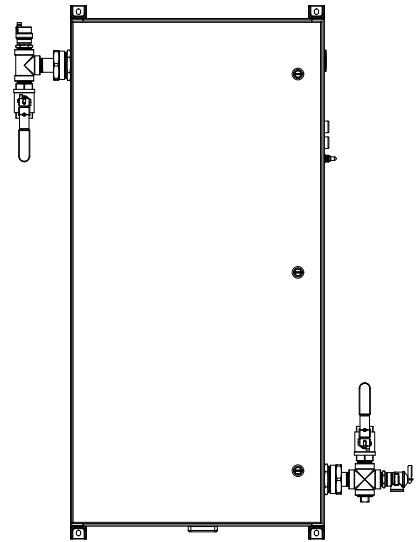


CF Series: CF 48, CF 54, CF 60, CF 72 | NEMA 4/4X

Specifications

<b>Model</b>	CF 48, CF 54, CF 60, CF 72
<b>Phase</b>	3-phase
<b>Inlet/outlet pipe connection</b>	1" female NPT
<b>Heat exchanger material</b>	316L stainless steel
<b>Enclosure rating</b>	NEMA 4/4X shown, NEMA 3 available
<b>Operating pressure range</b>	4 – 150 psi (0.27 – 10.3 bar)
<b>Temperature setpoint options (fixed)</b>	90, 110, 125, 145, 155, & 185 °F (32, 43, 52, 63, 68, & 85 °C)
<b>Number of heating elements</b>	12
<b>Minimum activation flow</b>	0.0 gpm (0 l/m)



Model	Part Number	Voltage	Phase	kW	Amps	3P Breaker Size (A)	Temperature Rise °F (gpm = kW x 6.83 / Δt)				
							3 gpm	4 gpm	5 gpm	10 gpm	20 gpm
CF 48	CF-048-208D	208	3-phase delta	45.07	125.09	150	>100	77	62	31	15
	CF-048-240D	240	3-phase delta	50.00	120.28	150	>100	86	68	34	17
	CF-048-400D	400	3-phase delta	48.61	70.16	80	>100	85	68	34	17
	CF-048-480D	480	3-phase delta	50.00	60.14	70	>100	86	68	34	17
	CF-048-575D	575	3-phase delta	47.99	48.19	60	>100	82	65	33	16
CF 54	CF-054-208D	208	3-phase delta	54.08	150.11	175	>100	92	74	37	18
	CF-054-240D	240	3-phase delta	54.05	130.02	150	>100	92	74	37	18
	CF-054-400D	400	3-phase delta	58.33	84.20	100	>100	95	76	38	19
	CF-054-480D	480	3-phase delta	54.05	65.01	80	>100	92	74	37	18
CF 60	CF-060-208D	208	3-phase delta	63.09	175.13	200	>100	>100	82	41	21
	CF-060-240D	240	3-phase delta	60.00	144.34	175	>100	>100	82	41	21
	CF-060-400D	400	3-phase delta	66.57	96.08	110	>100	>100	82	41	21
	CF-060-480D	480	3-phase delta	60.00	72.17	80	>100	>100	82	41	21
CF 72	CF-072-208D	208	3-phase delta	72.00	199.85	225	>100	>100	98	49	25
	CF-072-240D	240	3-phase delta	72.00	173.21	200	>100	>100	98	49	25
	CF-072-480D	480	3-phase delta	72.00	86.60	100	>100	>100	98	49	25
	CF-072-575D	575	3-phase delta	72.00	72.29	80	>100	>100	99	49	25



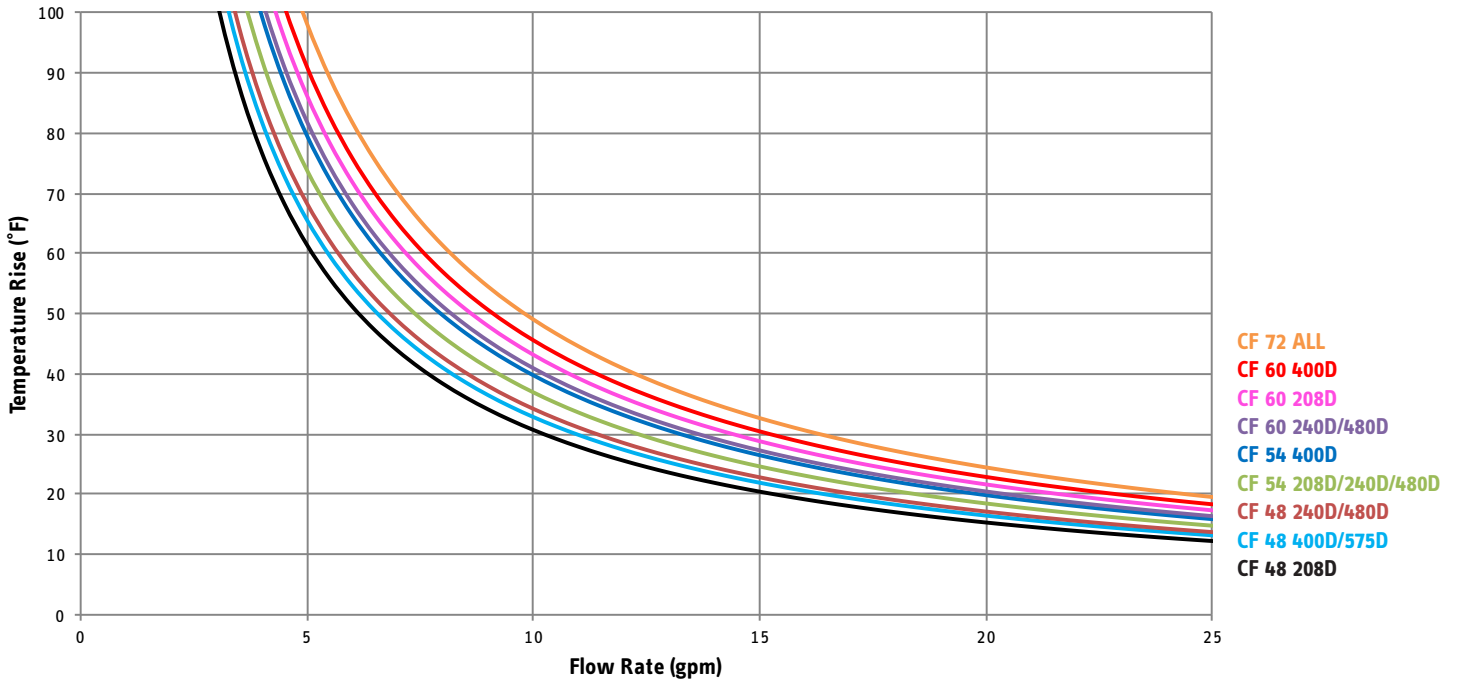
Conforms to ANSI/UL Std. 499  
 Certified to CAN/CSA  
 Std. C22.2 No.88



6 years against leakage /  
 2 years against defects in  
 workmanship & materials

rev. 12.2019 Due to our continuous process of engineering and technological advancement, specifications may change without notice.

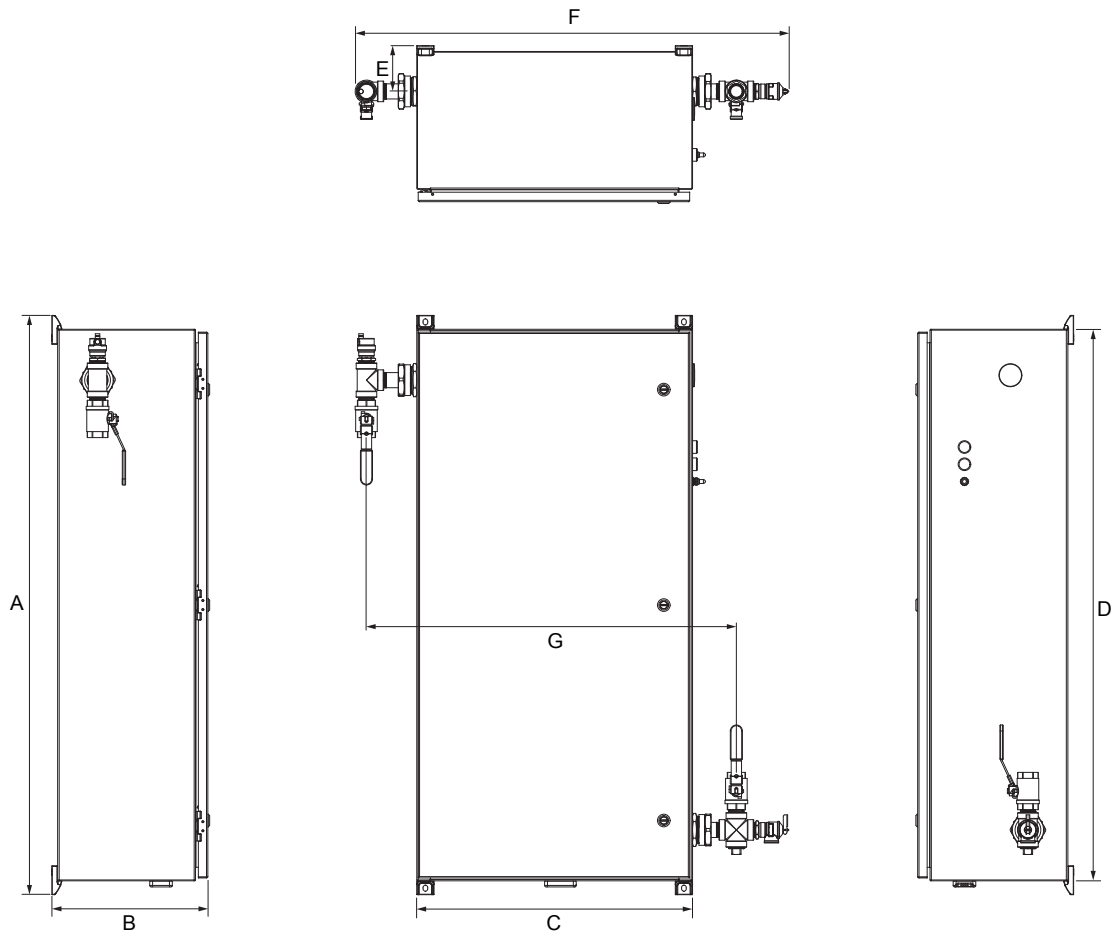
## Flow Rate



## Dimensions

### Dimensions

A	50 3/8" (1280 mm)
B	13 5/8" (346 mm)
C	24" (610 mm)
D	48" (1219 mm)
E	4" (102 mm)
F	37 5/8" (956 mm)
G	32 1/8" (816 mm)



rev. 12.2019 Due to our continuous process of engineering and technological advancement, specifications may change without notice.