

CERO Plus Series: 48 kW, 54 kW, 72 kW | NEMA 4/4X

Specifications

Model	CERO Plus 48 kW, CERO Plus 54 kW, CERO Plus 72 kW
Phase	3-phase
Inlet/outlet pipe connection	3/4" or 1" female NPT
Heat exchanger material	316L stainless steel
Enclosure rating	NEMA 4 shown, NEMA 4X available
Operating pressure range	4-145 psi (0.28-10 bar)
Maximum temperature output	180 °F (82 °C)
Temperature adjustment range	60-180 °F (16-82 °C)
Temperature adjustment increment	1 °F (1 °C)
Number of heating elements	12
Minimum activation flow	2.0 gpm (7.6 l/m) for DN 20 flowmeter 3.75 gpm (14.2 l/m) for DN 25 flowmeter
Maximum flow at 60 psi	22.5 gpm (85.2 l/m) for DN 20 flowmeter 40 gpm (151.4 l/m) for DN 25 flowmeter



Model	Part Number	Voltage	Phase	kW	Amps	3P Breaker Size (A)	Temperature Rise °F				
							3 gpm	4 gpm	5 gpm	10 gpm	20 gpm
CERO Plus 48 kW	CEROPLUS-048-240	240	3-phase delta	50.00	120.28	150	>100	85	68	34	17
	CEROPLUS-048-480	480	3-phase delta	50.00	60.14	70	>100	85	68	34	17
	CEROPLUS-048-575	575	3-phase delta	47.99	48.19	60	>100	82	66	33	16
CERO Plus 54 kW	CEROPLUS-054-208	208	3-phase delta	54.08	150.11	175	>100	92	74	37	18
	CEROPLUS-054-240	240	3-phase delta	54.05	130.02	150	>100	92	74	37	18
	CEROPLUS-054-480	480	3-phase delta	54.05	65.01	70	>100	92	74	37	18
CERO Plus 60 kW	CEROPLUS-060-240	240	3-phase delta	60.00	144.34	175	>100	>100	82	41	21
	CEROPLUS-060-480	480	3-phase delta	60.00	72.17	80	>100	>100	82	41	21
CERO Plus 72 kW	CEROPLUS-072-240	240	3-phase delta	72.00	173.21	200	>100	>100	98	49	25
	CEROPLUS-072-480	480	3-phase delta	72.00	86.60	100	>100	>100	98	49	25
	CEROPLUS-072-575	575	3-phase delta	71.99	72.28	80	>100	>100	98	49	25



Certified to ANSI/UL Std. 499
Conforms to CAN/CSA
Std. C22.2 No.88

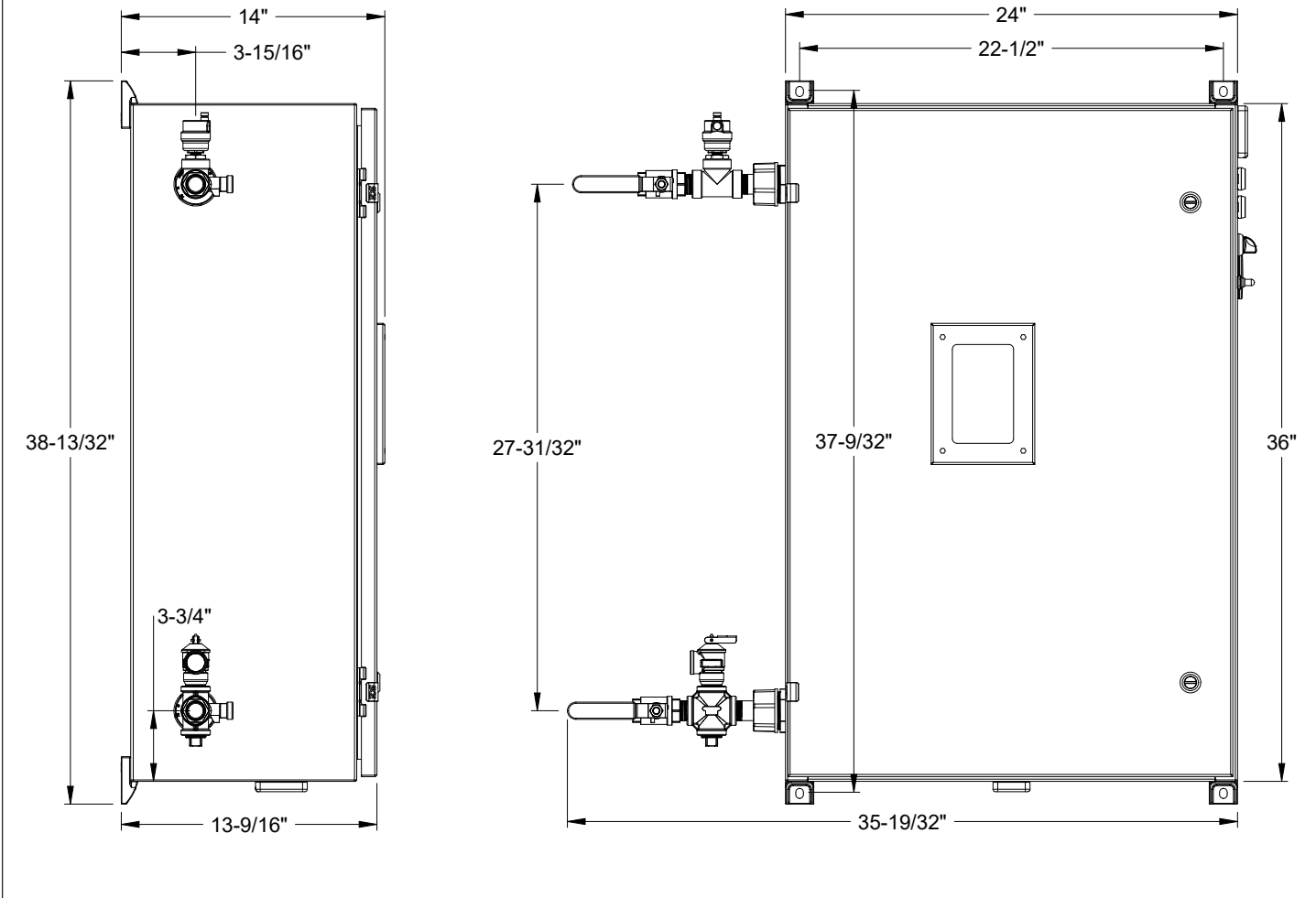


6 years against leakage /
2 years against defects in
workmanship & materials

rev. 10.2023 Due to our continuous process of engineering and technological advancement, specifications may change without notice.

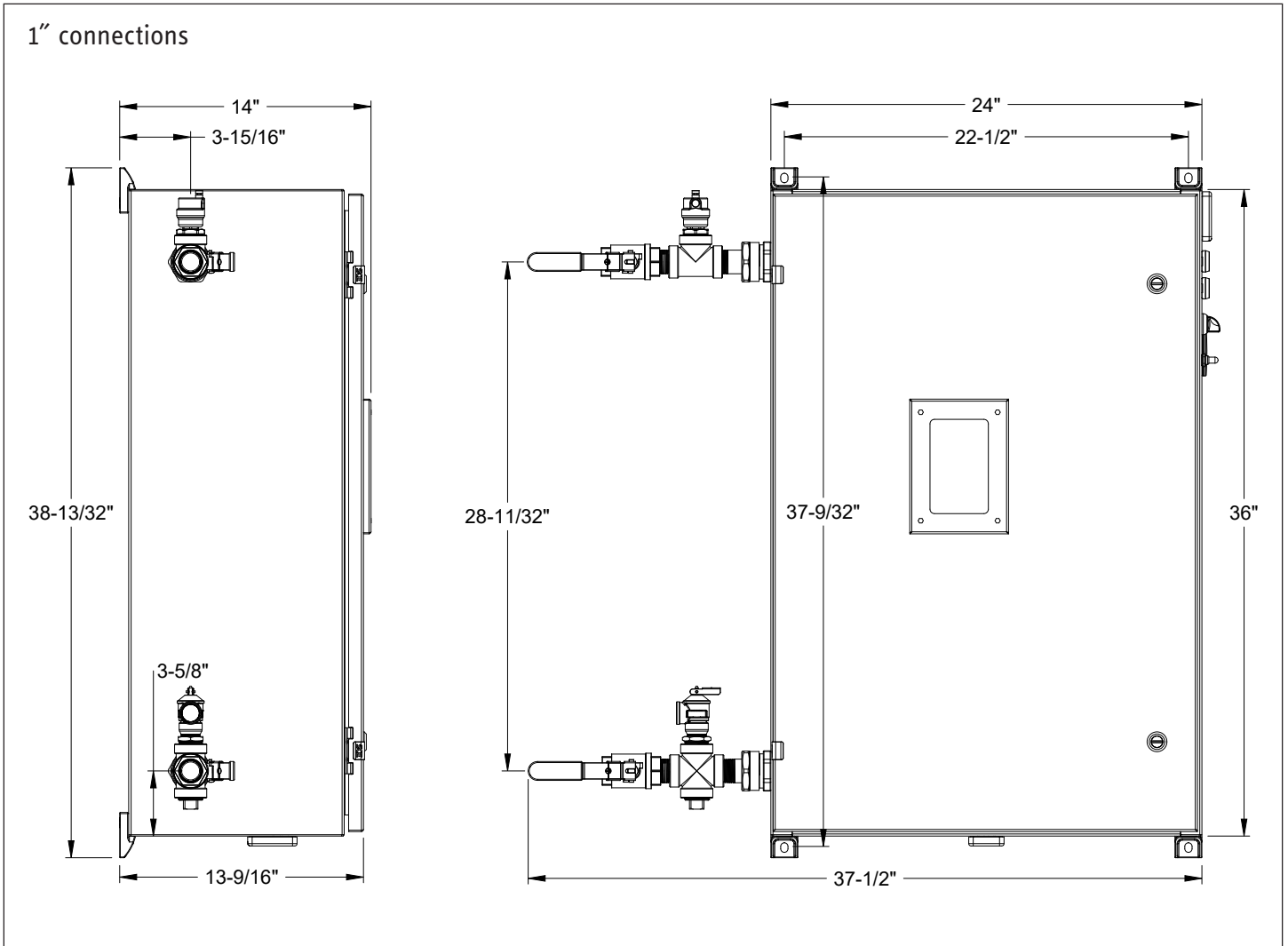
Dimensions

$\frac{3}{4}$ " connections

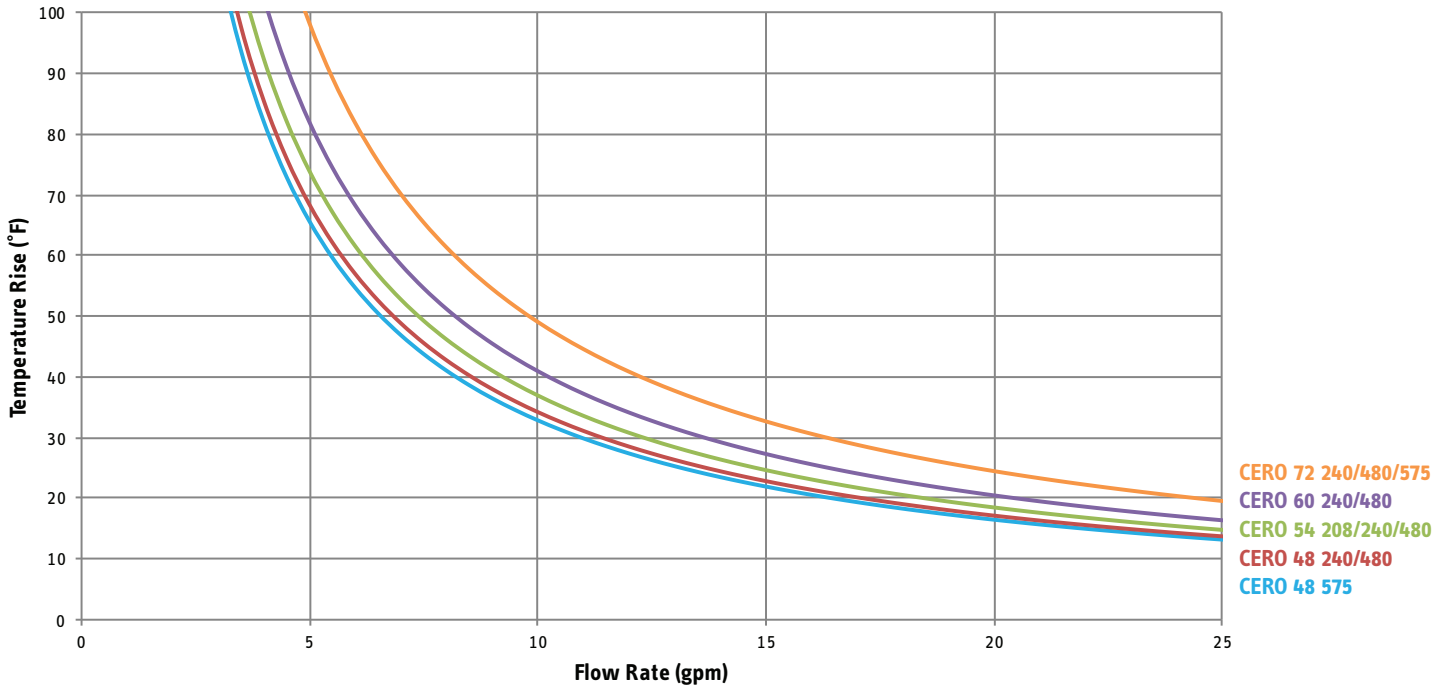


rev. 10.2023 Due to our continuous process of engineering and technological advancement, specifications may change without notice.

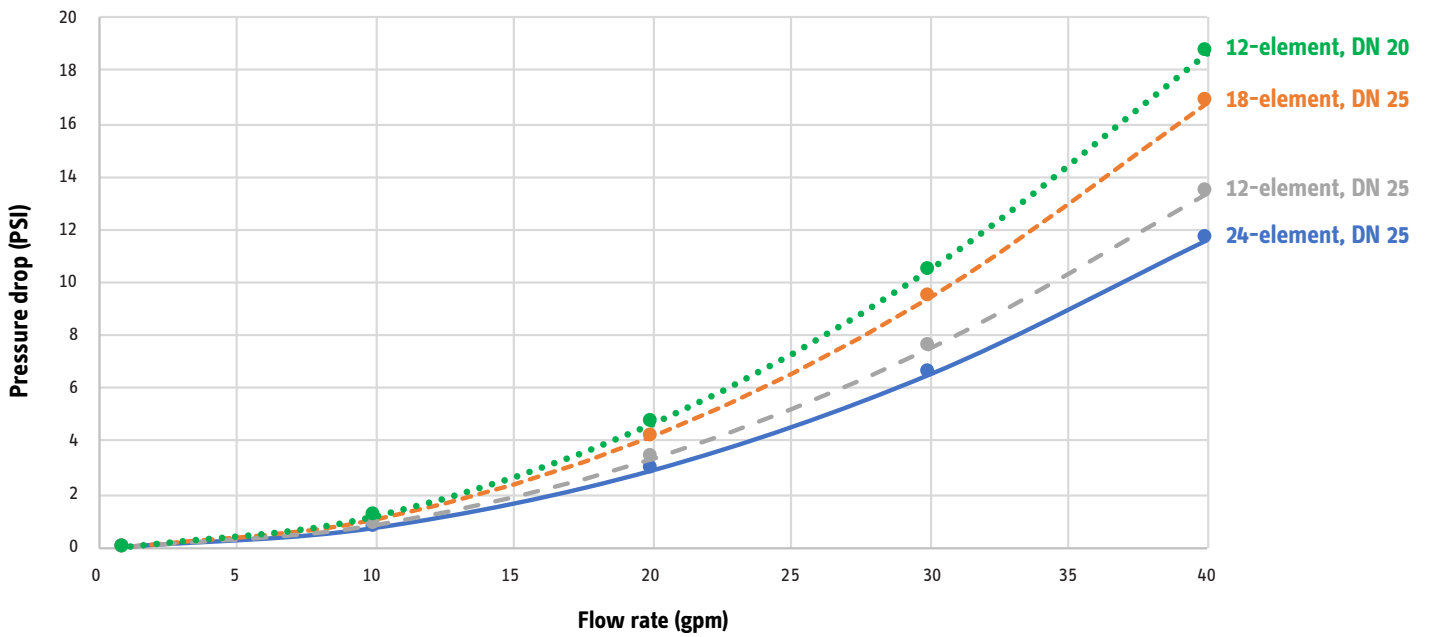
1" connections



Temperature Rise vs. Flow Rate



Pressure Drop vs. Flow Rate



rev. 10.2023 Due to our continuous process of engineering and technological advancement, specifications may change without notice.