


CERO Plus Series: 24 kW, 27 kW, 36 kW | NEMA 4/4X

Specifications

Model	CERO Plus 24 kW, CERO Plus 27 kW, CERO Plus 36 kW
Phase	3-phase
Inlet/outlet pipe connection	3/4" female NPT
Heat exchanger material	316L stainless steel
Enclosure rating	NEMA 4 shown, NEMA 4X available
Operating pressure range	4-145 psi (0.28-10 bar)
Maximum temperature output	180 °F (82 °C)
Temperature adjustment range	60-180 °F (16-82 °C)
Temperature adjustment increment	1 °F (1 °C)
Number of heating elements	6
Minimum activation flow	0.75 gpm (2.8 l/m) for DN 10 flowmeter 1.25 gpm (4.7 l/m) for DN 15 flowmeter
Maximum flow at 60 psi	10.6 gpm (40.1 l/m) for DN 10 flowmeter 13.2 gpm (50 l/m) for DN 15 flowmeter



Model	Part Number	Voltage	Phase	kW	Amps	3P Breaker Size (A)	Temperature Rise °F				
							1 gpm	2 gpm	3 gpm	5 gpm	10 gpm
CERO Plus 24 kW	CEROPLUS-024-208	208	3-phase delta	20.30	56.34	70	>100	69	46	28	14
	CEROPLUS-024-240	240	3-phase delta	25.00	60.14	70	>100	85	57	34	17
	CEROPLUS-024-480	480	3-phase delta	25.00	30.07	35	>100	85	57	34	17
	CEROPLUS-024-575	575	3-phase delta	24.00	24.09	30	>100	82	55	33	16
CERO Plus 27 kW	CEROPLUS-027-208	208	3-phase delta	27.04	75.06	80	>100	92	62	37	18
	CEROPLUS-027-240	240	3-phase delta	27.02	65.01	80	>100	92	62	37	18
	CEROPLUS-027-480	480	3-phase delta	27.02	32.50	40	>100	92	62	37	18
CERO Plus 36 kW	CEROPLUS-036-240	240	3-phase delta	36.00	86.60	100	>100	>100	82	49	25
	CEROPLUS-036-480	480	3-phase delta	36.00	43.30	50	>100	>100	82	49	25
	CEROPLUS-036-575	575	3-phase delta	36.00	36.15	40	>100	>100	82	49	25



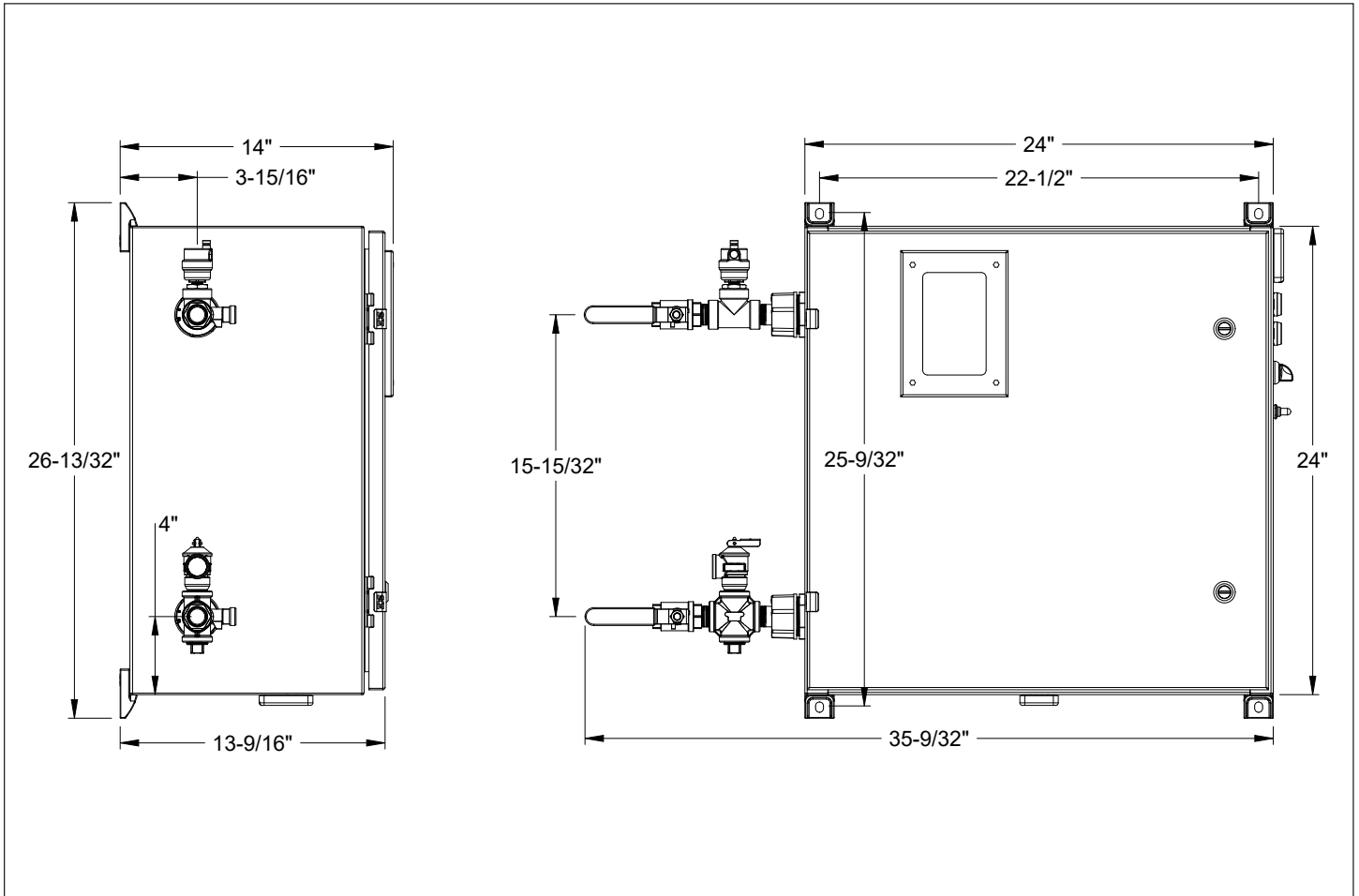
Certified to ANSI/UL Std. 499
Conforms to CAN/CSA Std. C22.2 No.88



6 years against leakage /
2 years against defects in workmanship & materials

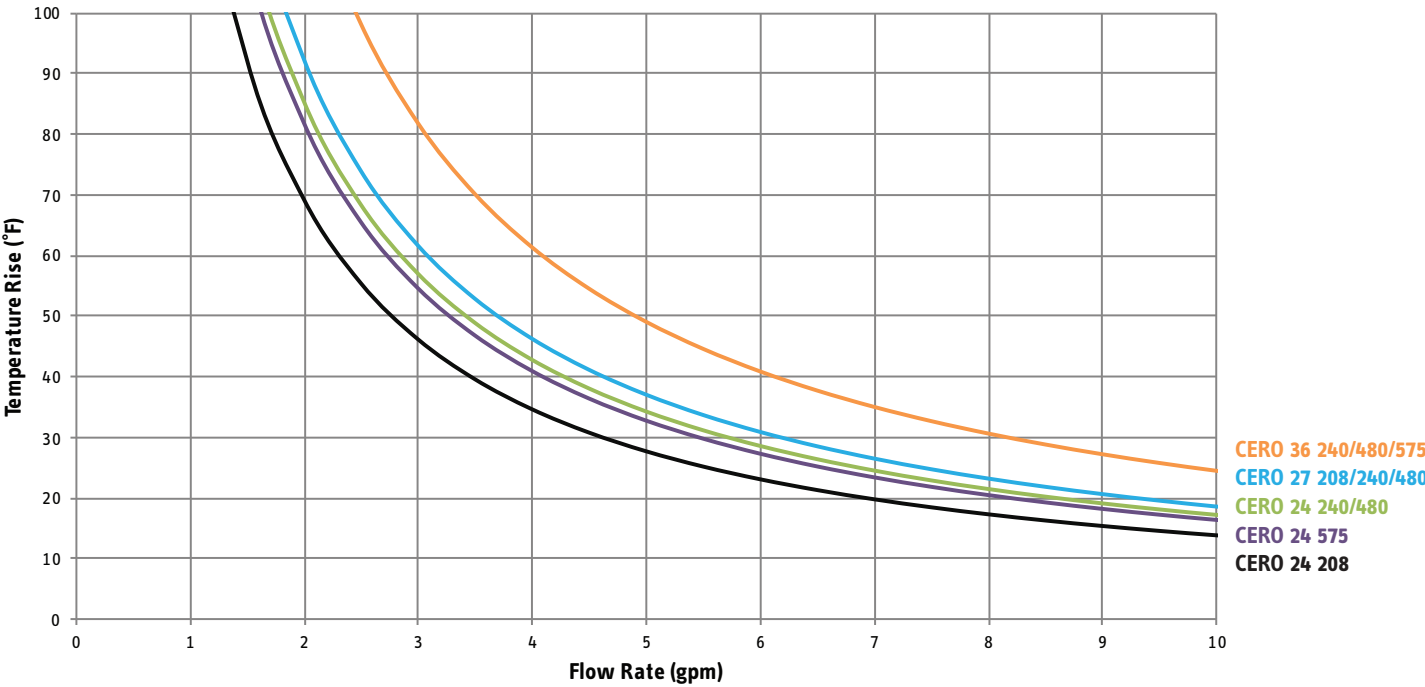
rev. 10.2023 Due to our continuous process of engineering and technological advancement, specifications may change without notice.

Dimensions

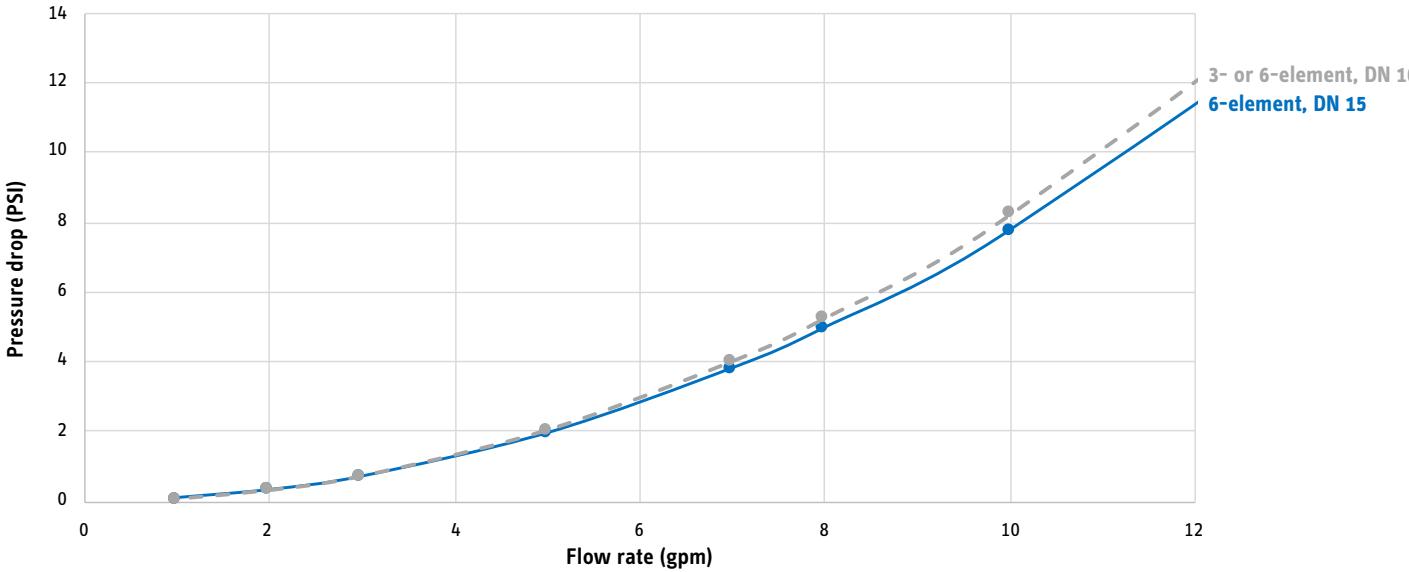


rev. 10.2023 Due to our continuous process of engineering and technological advancement, specifications may change without notice.

Temperature Rise vs. Flow Rate



Pressure Drop vs. Flow Rate



rev. 10.2023 Due to our continuous process of engineering and technological advancement, specifications may change without notice.