

CE Plus Series: 48 kW, 54 kW, 60 kW, 72 kW | NEMA 4/4X

**Specifications**

<b>Model</b>	CE Plus 48 kW, CE Plus 54 kW, CE Plus 60 kW, CE Plus 72 kW
<b>Phase</b>	3-phase
<b>Inlet/outlet pipe connection</b>	3/4" or 1" female NPT
<b>Heat exchanger material</b>	316L stainless steel
<b>Enclosure rating</b>	NEMA 4 shown, NEMA 4X available
<b>Operating pressure range</b>	4-145 psi (0.28-10 bar)
<b>Maximum temperature output</b>	180 °F (82 °C)
<b>Temperature adjustment range</b>	60-180 °F (16-82 °C)
<b>Temperature adjustment increment</b>	1 °F (1 °C)
<b>Number of heating elements</b>	12
<b>Minimum activation flow</b>	2.0 gpm (7.6 l/m) for DN 20 flowmeter 3.75 gpm (14.2 l/m) for DN 25 flowmeter
<b>Maximum flow at 60 psi</b>	22.5 gpm (85.2 l/m) for DN 20 flowmeter 40 gpm (151.4 l/m) for DN 25 flowmeter



Model	Part Number	Voltage	Phase	kW	Amps	3P Breaker Size (A)	Temperature Rise °F				
							3 gpm	4 gpm	5 gpm	10 gpm	20 gpm
CE Plus 48 kW	CEPLUS-048-208	208	3-phase delta	45.07	125.09	150	>100	77	62	31	15
	CEPLUS-048-240	240	3-phase delta	50.00	120.28	150	>100	85	68	34	17
	CEPLUS-048-480	480	3-phase delta	50.00	60.14	70	>100	85	68	34	17
	CEPLUS-048-575	575	3-phase delta	47.99	48.19	60	>100	82	66	33	16
CE Plus 54 kW	CEPLUS-054-208	208	3-phase delta	54.08	150.11	175	>100	92	74	37	18
	CEPLUS-054-240	240	3-phase delta	54.05	130.02	150	>100	92	74	37	18
	CEPLUS-054-480	480	3-phase delta	54.05	65.01	80	>100	92	74	37	18
CE Plus 60 kW	CEPLUS-060-208	208	3-phase delta	63.09	175.13	200	>100	>100	86	43	22
	CEPLUS-060-240	240	3-phase delta	60.00	144.34	175	>100	>100	82	41	21
	CEPLUS-060-480	480	3-phase delta	60.00	72.17	80	>100	>100	82	41	21
CE Plus 72 kW	CEPLUS-072-208	208	3-phase delta	72.00	199.85	225	>100	>100	98	49	25
	CEPLUS-072-240	240	3-phase delta	72.00	173.21	200	>100	>100	98	49	25
	CEPLUS-072-480	480	3-phase delta	72.00	86.60	100	>100	>100	98	49	25
	CEPLUS-072-575	575	3-phase delta	72.00	72.29	80	>100	>100	98	49	25



Certified to ANSI/UL Std. 499  
Conforms to CAN/CSA  
Std. C22.2 No.88

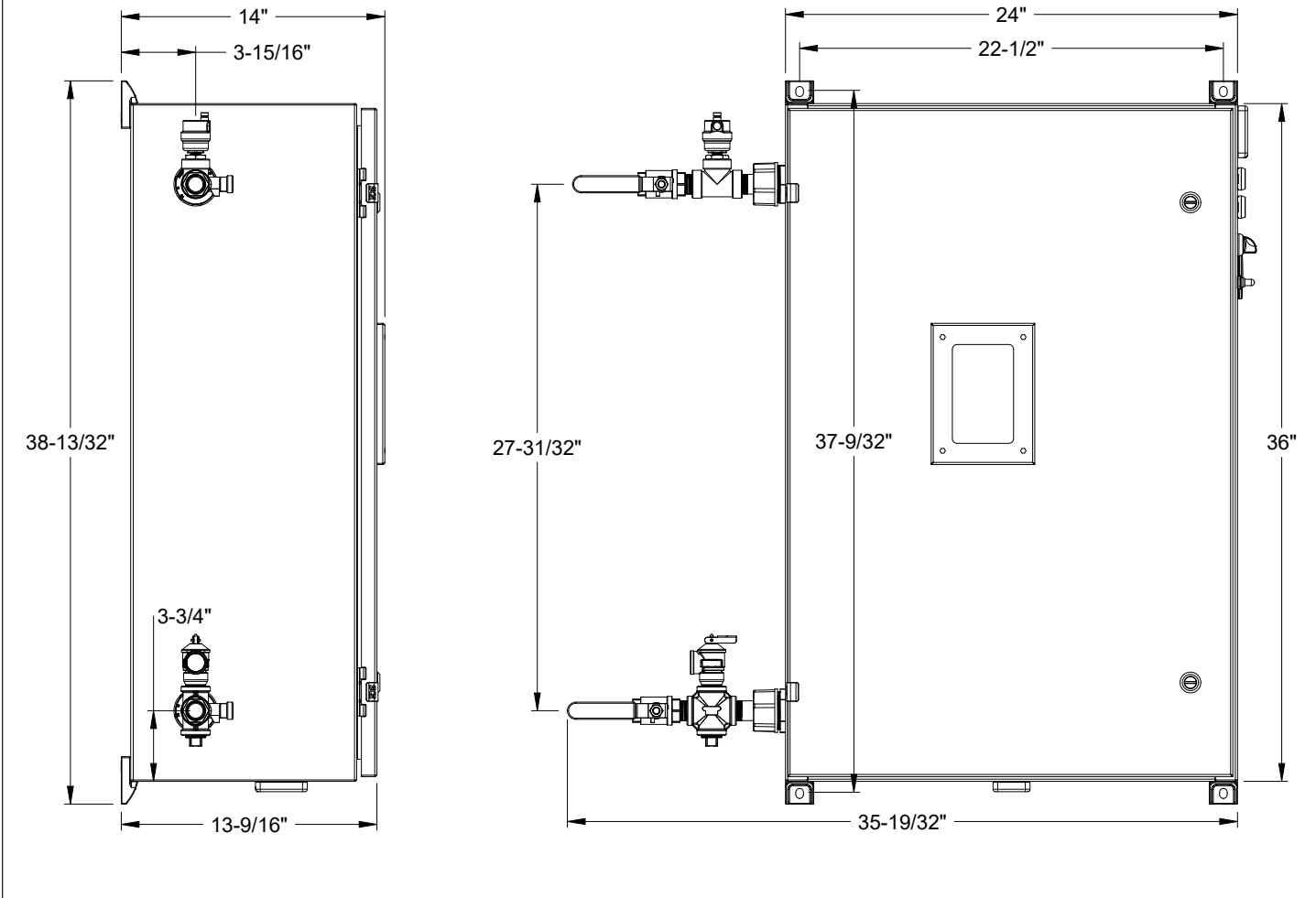


6 years against leakage /  
2 years against defects in  
workmanship & materials

rev. 10.2023 | Due to our continuous process of engineering and technological advancement, specifications may change without notice.

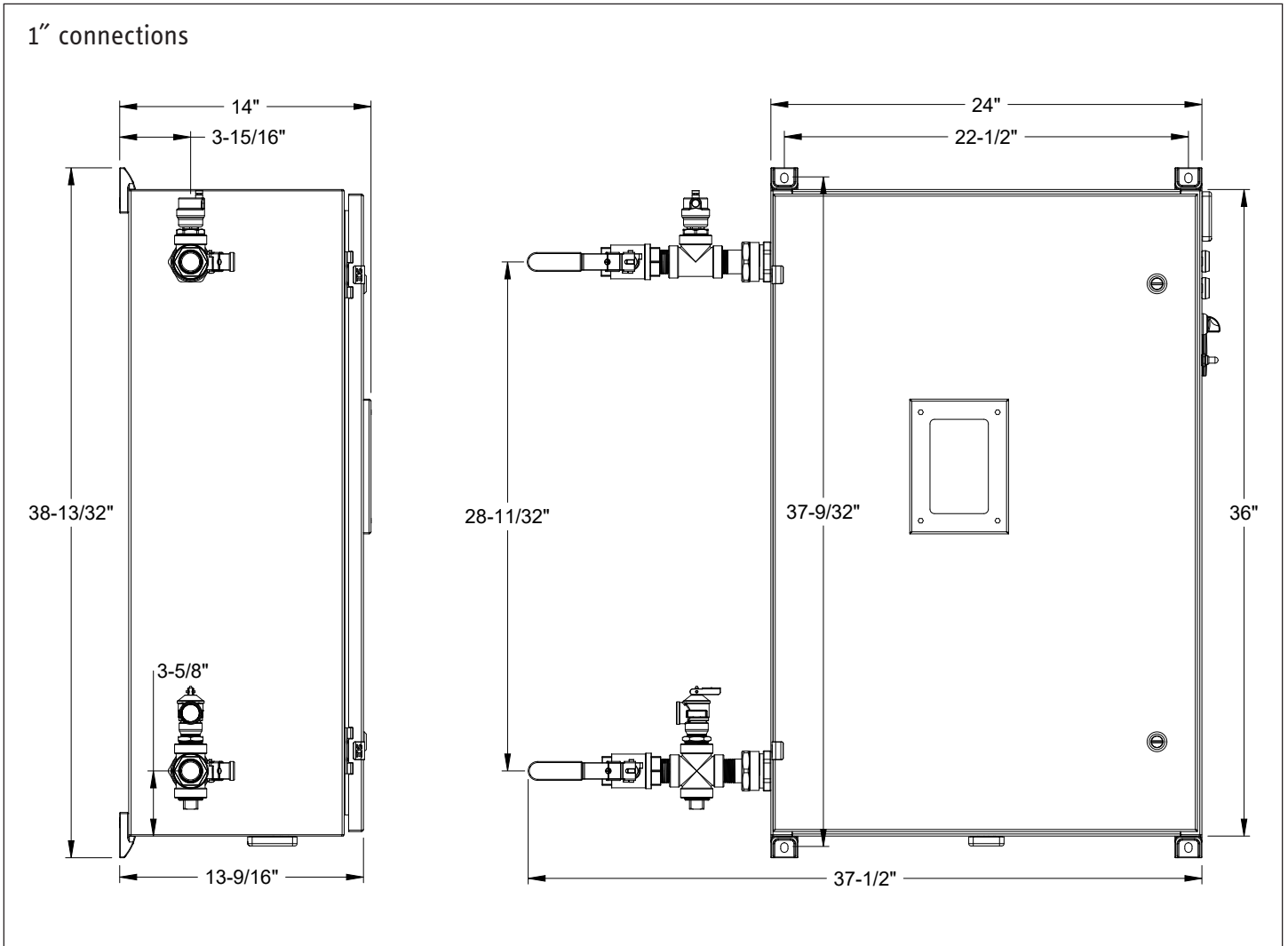
# Dimensions

$\frac{3}{4}$ " connections

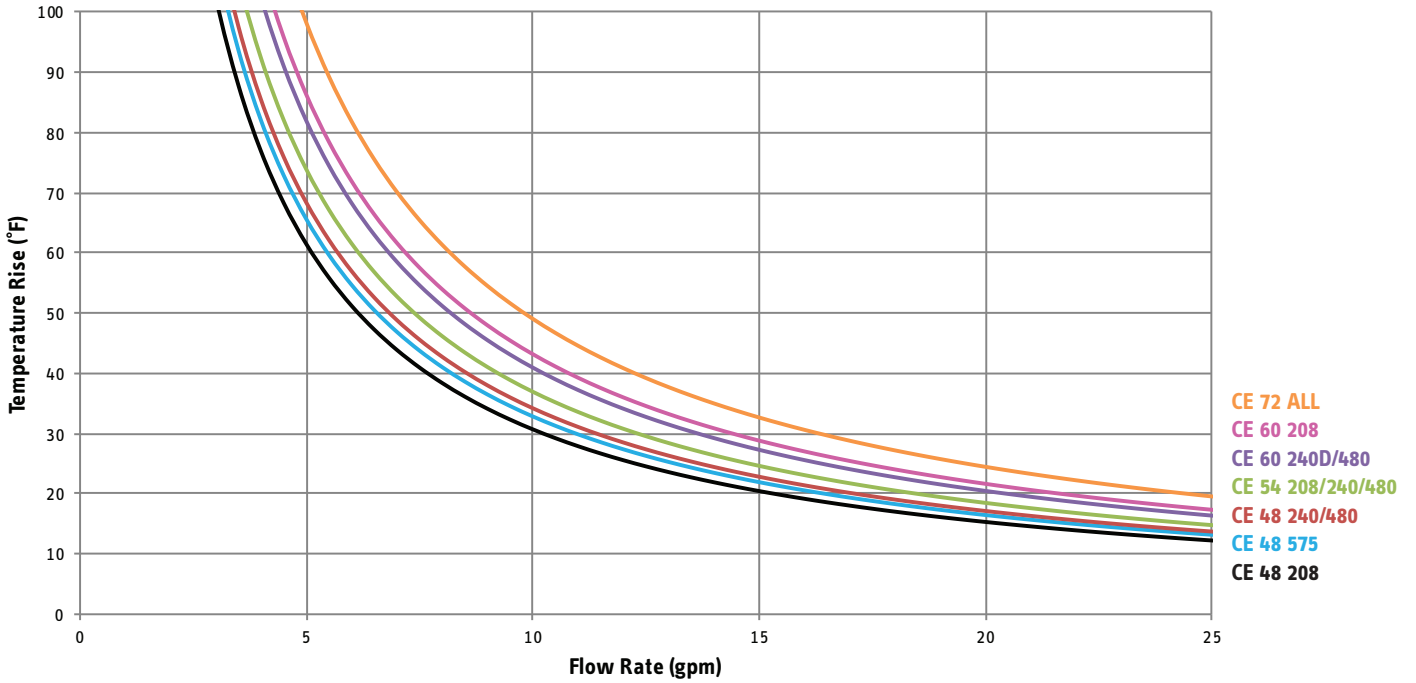


rev. 10.2023 Due to our continuous process of engineering and technological advancement, specifications may change without notice.

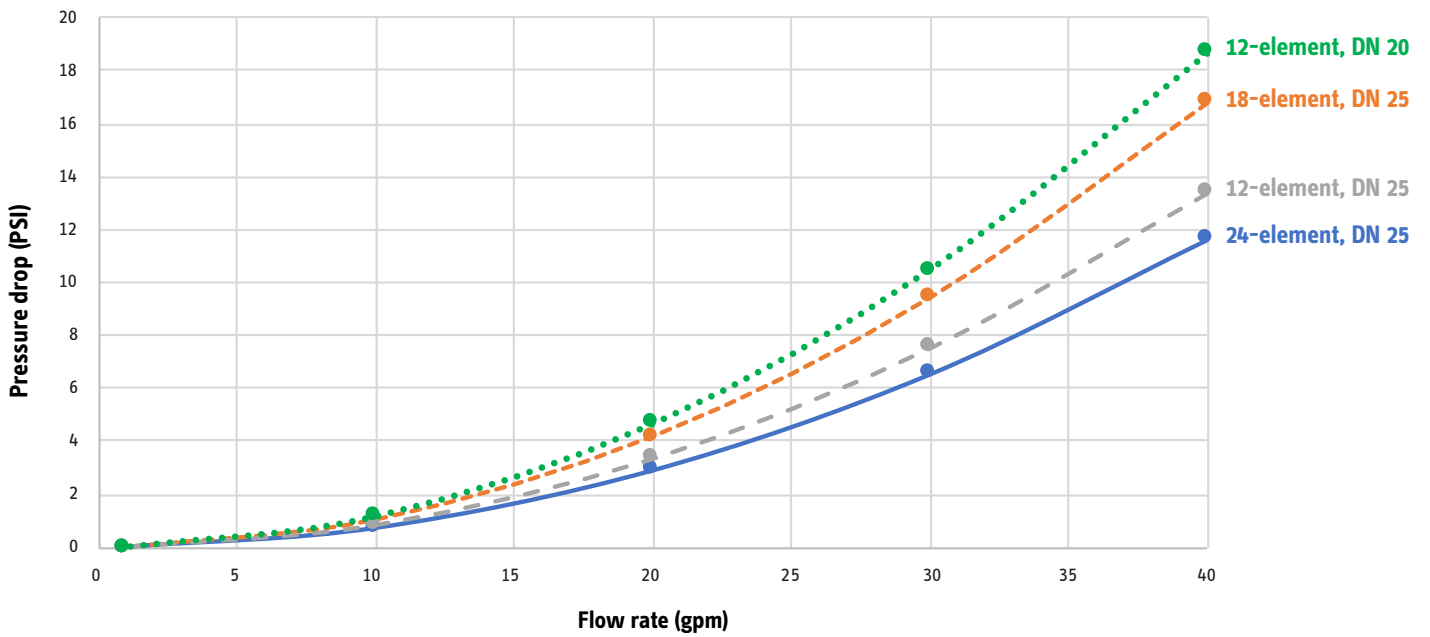
1" connections



## Temperature Rise vs. Flow Rate



## Pressure Drop vs. Flow Rate



rev. 10.2023 Due to our continuous process of engineering and technological advancement, specifications may change without notice.